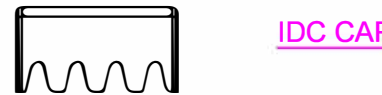
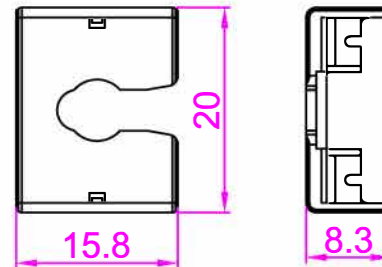
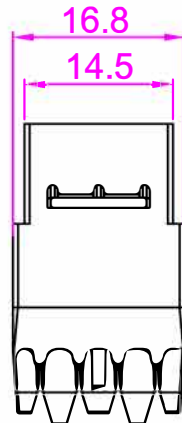
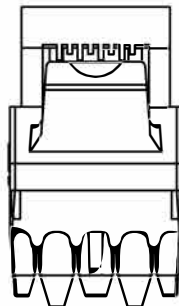
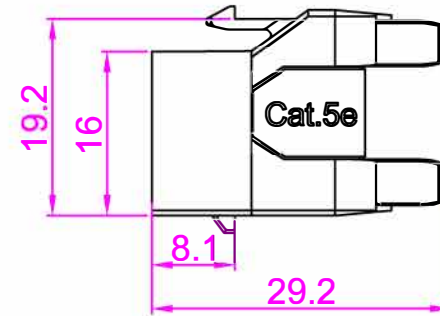
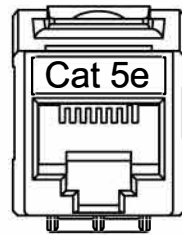
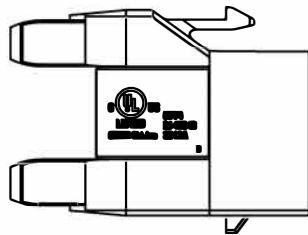


**NOTE: ALL MATERIAL COMPLIANT ROHS STANDARD**

REVISION INFORMATION			
Rev.	Rev. Date	Modified By	Brief Description



**IDC CAP**

**MATERIAL**

KEYSTONE JACK HOUSING: PC HIGH-IMPACT UL94V-0 THERMOPLASTIC.  
 SPRING PIN: PHOSPHOR BRONZE C5210-EH, T=0.3mm.  
 PLATING: NICKEL UNDERCOAT,  
 BESIDES PLATING 50U" GOLD OVER THE PLATED SURFACE ON CONTACT AREA.  
 IDC HOUSING: PC HIGH-IMPACT UL94V-0 THERMOPLASTIC.  
 IDC CONTACT: PHOSPHOR BRONZE C5191R-H, T=0.4MM, PLATING 100U" SOFT NICKEL.  
 PCB: FR-4

**PHYSICAL CHARACTERISTICS**

INSERTION LIFE: 750 MATING CYCLES WITH FCC COMPLIANT 8P PLUG.  
 CONTACT FORCE: 100 GRAMS WITH FCC COMPLIANT 8P PLUG.  
 PLUG RETENTION FORCE: 11 LBF MIN.  
 DURABILITY: 200 TERMINATION CYCLES.  
 CONTACT COMPATIBILITY: ACCOMMODATES 22 TO 24 AWG SOLID.  
 OPERATING TEMPERATURE RANGE: -10°C TO 60°C.  
 STORAGE TEMPERATURE RANGE: -40°C TO 68°C.  
 HUMIDITY: 10%~90% RH.

**ELECTRICAL**

INSULATION RESISTANCE: 500 M Ω.  
 DIELECTRIC WITHSTANDING VOLTAGE: 1000V AC.  
 DC CURRENT RATING: 1.5 Amps.  
 DC RESISTANCE: 0.1 Ω.  
 CONTACT RESISTANCE: 20mΩ.

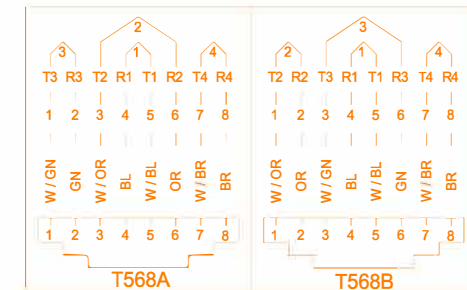
ACCORDING TO ANSI/TIA-568-C.2  
 REQUIREMENTS  
 C5e CHANNEL COMPLIANT

**Cat 5e**

56Y4  
 E145249



COMMUNICATION  
 CIRCUIT ACCESSORIES



**LANshack**

Sales@LANshack.com | 888-568-1230

NO.	PART NAME	SPECIFICATION DESCRIPTION	QTY	UNIT
③				
②				
①	IDC Cap	20*15.8*8.3mm	1	PCS

Unless specified on the drawing, tolerances are per the follows:  
 .x +1  
 +0.2  
 .xx +0.05

<b>DRAWN BY</b> WJH	<b>DATE:</b> 2018-5-3	<b>DESCRIPTION:</b> Cat.5E Keystone Jack - 180 Degree Punch Down - RoHS Compliant and UL Listed	
<b>CHECKED BY</b>	SHEET 1 of 1	<b>ITEM NO.</b> LSBL-110KST-C5E	<b>REV. 00</b>
<b>APPROVED BY</b>	SCALE 4:3	<b>UNIT:</b> mm	